






## CAUDAL FIN SHAPE

Shape	Function
Rounded 	Large amount of surface area allows for effective acceleration and maneuvering, but creates drag causing fish to tire easily.
Truncate 	Effective acceleration and maneuvering. Not as much drag as a rounded shape.
Emarginate 	Effective acceleration and maneuvering. Not as much drag as a rounded shape or truncate shape.
Forked 	Good acceleration and maneuvering. Less surface area means less drag.
Lunate 	Rigid fin with less surface area means less drag and great acceleration, but decreased maneuvering.